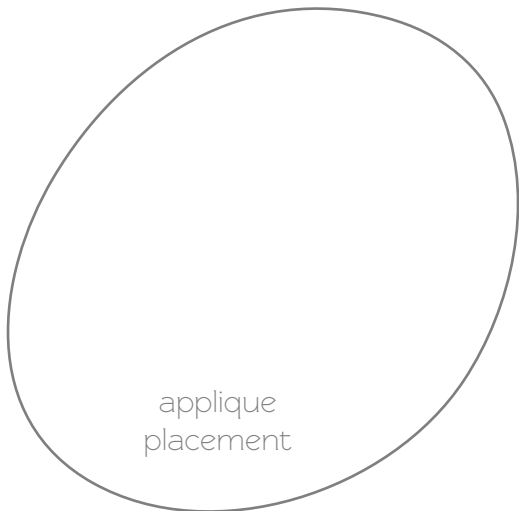


tape  
ending  
point ●



applique  
placement

●  
tape  
starting  
point

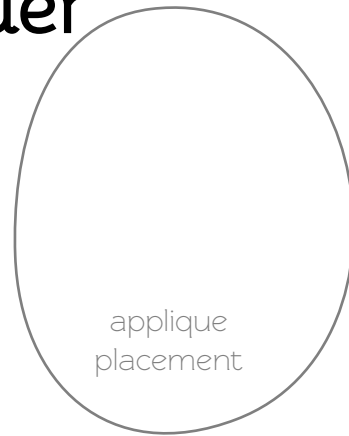
# Yoshi Egg Potholder

P A T T E R N

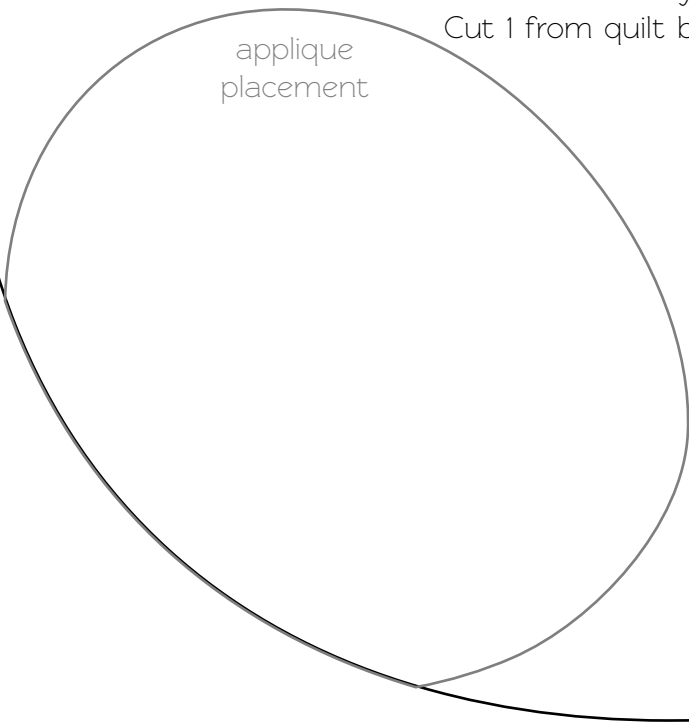
[WWW.CHOLYKNIGHT.COM](http://WWW.CHOLYKNIGHT.COM)

## FRONT & BACK

Cut 2 from terrycloth  
Cut 1 from quilt batting



applique  
placement



applique  
placement



**SPOT APPLIQUE**  
Cut 1 from complementing  
terry cloth



**SPOT APPLIQUE**  
Cut 1 from complementing  
terry cloth



**SPOT  
APPLIQUE**  
Cut 1 from comple-  
menting terry cloth



# Yoshi Egg Potholder

P A T T E R N

[WWW.CHOLYKNIGHT.COM](http://WWW.CHOLYKNIGHT.COM)

**POCKET**

Cut 2 from terrycloth  
½" seam allowance