
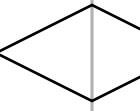
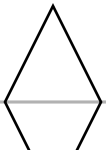


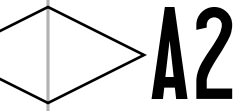
A1



B1



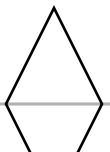
Opening for turning (lining only)



A2

Strap
Placement

C1



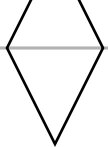
Hidden Pocket Tote

www.choclygenight.com

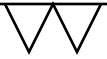

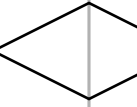
Straps

Cut 2 of main fabric
5/8" seam allowance

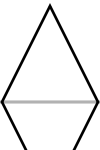
B2



D1



E1



Strap
Placement

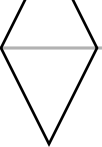
Hidden Pocket Tote

www.choclyenight.com

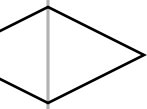
Tote Back & Lining

- Cut 1 of main fabric
- Cut 2 of lining fabric
- Cut 2 of batting
- 5/8" seam allowance

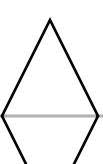
C2



D2



F1



E2

Hidden Pocket Tote

www.chofyeknight.com

Center Front Panel

Cut 1 of contrast fabric

Cut 2 of lining fabric

5/8" seam allowance

Opening for pocket

G1

Hidden Pocket Tote

www.chofyeknight.com

Side Panels

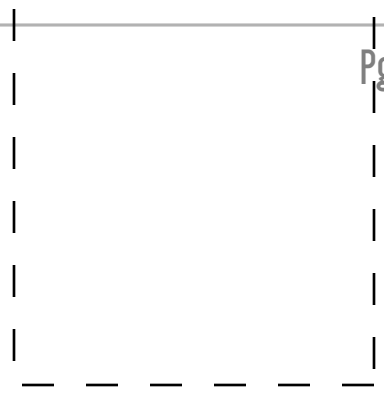
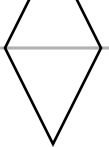
Cut 2 of main fabric

Cut 2 of 2nd contrast fabric

5/8" seam allowance

Opening for pocket

F2



G2

