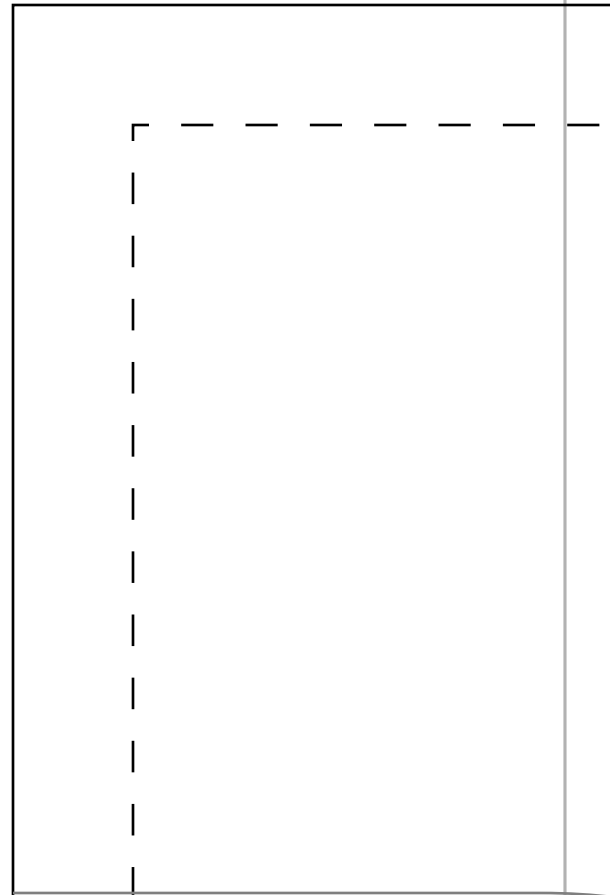
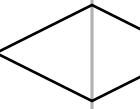
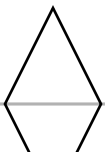


**A1**



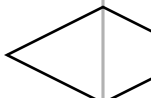
Corner patch  
placement

**C1**



Opening for turning

 **A2**

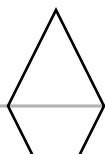
**B1** 

 **Pleat**



patch  
ment

**D1**

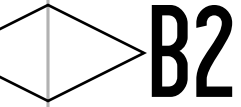
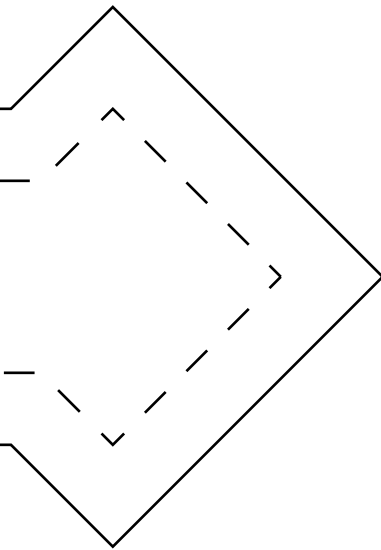


# Pleated Patch Purse

[www.cholyknight.com](http://www.cholyknight.com)

## Handles

Cut 4 of main fabric  
3/8" seam allowance



# B2



Pleat

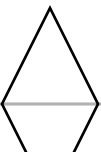
# Pleated Patch Purse

[www.cholyknight.com](http://www.cholyknight.com)

## Purse Bottom

Cut 2 of main fabric  
Cut 2 of lining fabric  
5/8" seam allowance

Corner patch placement



C2

F1

# Pleated Patch Purse

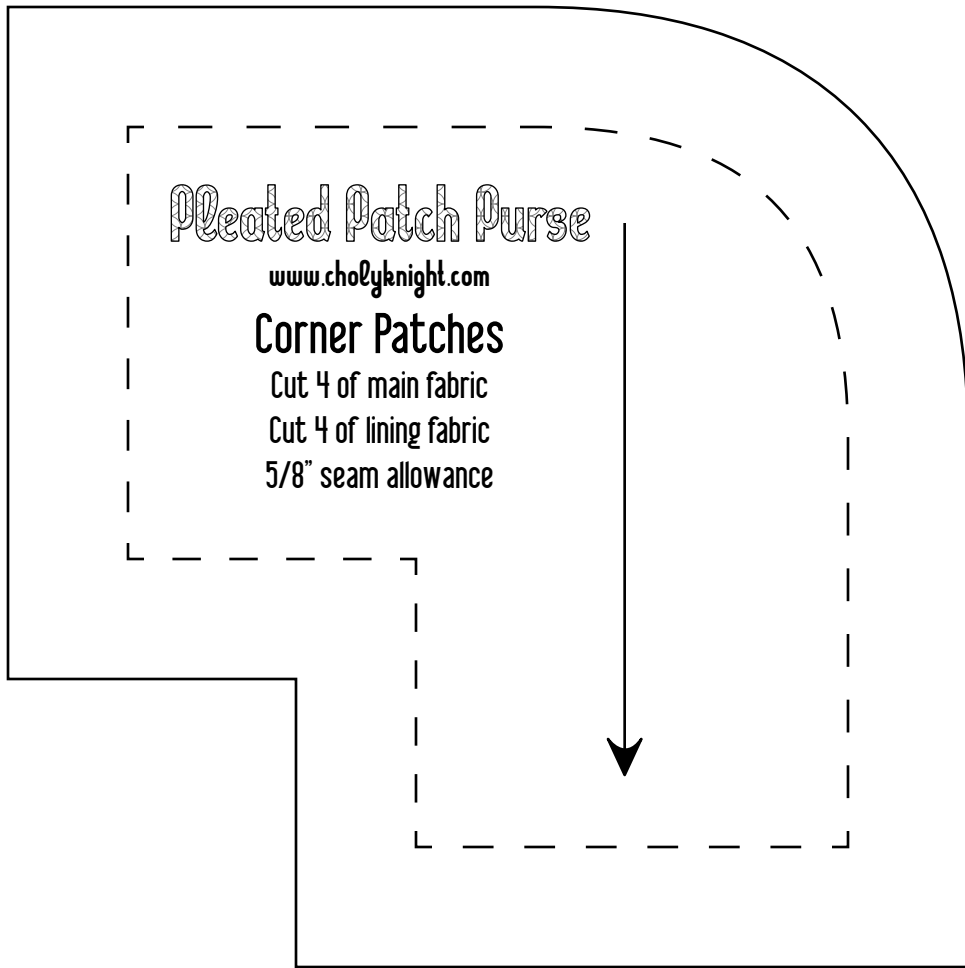
[www.cho2yknight.com](http://www.cho2yknight.com)

## Corner Patches

Cut 4 of main fabric

Cut 4 of lining fabric

5/8" seam allowance

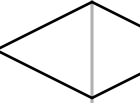


D2

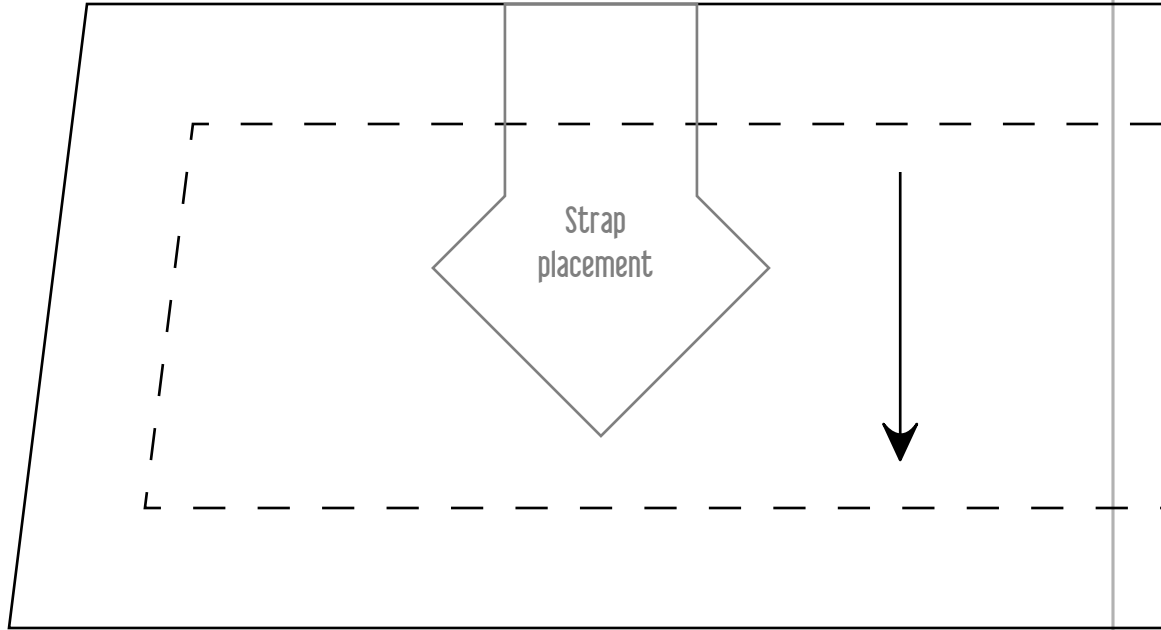
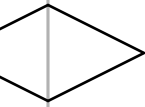


Opening for turning (lining only)

G1



F2



E2



G2

# Pleated Patch Purse

[www.cholyknight.com](http://www.cholyknight.com)

## Purse Top

Cut 2 of contrast fabric

Cut 2 of lining fabric

5/8" seam allowance

Strap  
placement

